




District Health Assessment for Multiple District 4 through November 2025

		Clubs							Membership							Member Strength		Cancellation		Reports			Finance	Leadership			
District Name	Status/ Number of Months in Status *	Active Clubs	Clubs in Status Quo	Total Clubs	% Status Quo Clubs in Financial Suspension	New Clubs	Cancelled Clubs	YTD Net Club Gain/Loss	Current Members In Active Clubs	Current Members In Status Quo Clubs	Current Total Members Count	YTD Add	YTD Drop	YTD NetGrowth (includes Active and Status Quo)	YTD NetGrowth% (includes Active and Status Quo)	Member Count 12 Months Ago	Average Member Count Per Club	% of Clubs with less than 20 members	Average Cancelled Club Age	Members Lost Due to Cancelled Clubs	% of Clubs Reporting Service	% No MMR in 3 Months	% No Officer Report in 12 months	% of Clubs with balance 90+ days	Number of Zone Chairs Recorded	Number of Region Chairs Recorded	District Officers Vacancies **
4 C1	T(24)	34	1	35	100%	0	0	0	779	15	794	50	32	18	2.32%	812	23	54%	0	0	63%	49%	0%	20%	9	3	1st VDG,2nd VDG
4 C2	T(24)	45	0	45	0%	0	1	-1	1078	0	1078	57	52	5	0.47%	1,147	24	53%	72	13	20%	51%	2%	11%	0	0	2nd VDG
4 C3	T(24)	41	0	41	0%	1	0	1	982	0	982	94	48	46	4.91%	932	24	44%	0	0	54%	49%	10%	15%	8	4	
4 C4		60	0	60	0%	6	0	6	1831	0	1831	238	114	124	7.26%	1,858	31	28%	0	0	62%	50%	0%	8%	14	6	
4 C5	T(13)	48	0	48	0%	0	0	0	1180	0	1180	55	28	27	2.34%	1,261	25	46%	0	0	67%	52%	0%	6%	7	3	GMT
4 C6	T(24)	39	2	41	100%	2	0	2	989	32	1021	115	50	65	6.80%	953	25	46%	0	0	49%	39%	0%	27%	8	0	
4 A1		48	0	48	0%	0	0	0	1663	0	1663	79	75	4	0.24%	1,683	35	40%	0	0	67%	27%	0%	4%	7	1	GMT
4 A2		61	0	61	0%	0	0	0	1720	0	1720	99	95	4	0.23%	1,717	28	46%	0	0	43%	49%	0%	21%	10	4	
4 A3	T(24)	30	0	30	0%	0	0	0	1035	0	1035	61	31	30	2.99%	1,069	35	33%	0	0	67%	37%	0%	17%	5	0	1st VDG,2nd VDG
4 L2		59	2	61	100%	2	0	2	1491	33	1524	214	80	134	9.64%	1,521	25	54%	0	0	57%	54%	8%	15%	15	6	
4 L3		62	1	63	100%	2	1	1	1370	7	1377	149	64	85	6.58%	1,183	22	51%	6	3	32%	51%	5%	14%	9	3	
4 L4	T(24)	28	0	28	0%	0	0	0	1041	0	1041	92	22	70	7.21%	1,038	37	46%	0	0	96%	46%	0%	4%	0	0	
4 L5	T(24)	39	0	39	0%	0	2	-2	772	0	772	30	48	-18	-2.28%	838	20	64%	38	8	51%	51%	0%	13%	8	4	
4 L6	T(4)	49	0	49	0%	0	2	-2	1242	0	1242	81	81	0	0.00%	1,299	25	59%	3	10	100%	43%	0%	8%	11	5	
		643	6	649	100%	13	6	7	17173	87	17260	1414	820	594	3.56%	17,311	27	47%	27	34	57%	47%	2%	13%	111	39	




District Health Assessment for Multiple District 4 through November 2025

District Name	Status/ Number of Months in Status *	Clubs							Membership							Member Strength		Cancellation		Reports			Finance	Leadership			
		Active Clubs	Clubs in Status Quo	Total Clubs	% Status Quo Clubs in Financial Suspension	New Clubs	Cancelled Clubs	YTD Net Club Gain/Loss	Current Members In Active Clubs	Current Members In Status Quo Clubs	Current Total Members Count	YTD Add	YTD Drop	YTD NetGrowth (includes Active and Status Quo)	YTD NetGrowth% (includes Active and Status Quo)	Member Count 12 Months Ago	Average Member Count Per Club	% of Clubs with less than 20 members	Average Cancelled Club Age	Members Lost Due to Cancelled Clubs	% of Clubs Reporting Service	% No MMR in 3 Months	% No Officer Report in 12 months	% of Clubs with balance 90+ days	Number of Zone Chairs Recorded	Number of Region Chairs Recorded	District Officers Vacancies **
19 I		13	0	13	0%	0	1	-1	350	0	350	9	59	-50	-12.50%	387	27	31%	69	42	62%	69%	0%	8%	9	0	2nd VDG
19 L		6	0	6	0%	0	0	0	217	0	217	20	15	5	2.36%	229	36	33%	0	0	67%	33%	0%	0%	0	0	
19 N		70	4	74	100%	0	0	0	1993	63	2056	137	111	26	1.28%	2,137	28	46%	0	0	57%	50%	9%	14%	9	0	
19 O		39	0	39	0%	0	0	0	1096	0	1096	91	115	-24	-2.14%	1,123	28	41%	0	0	56%	36%	0%	13%	8	0	
19 S		59	0	59	0%	0	0	0	1585	0	1585	76	99	-23	-1.43%	1,629	27	37%	0	0	41%	42%	2%	7%	0	0	2nd VDG
		187	4	191	100%	0	1	-1	5241	63	5304	333	399	-66	-1.23%	5,505	28	41%	69	42	52%	46%	4%	10%	26	0	




District Health Assessment for Multiple District 36 through November 2025

		Clubs							Membership							Member Strength		Cancellation		Reports			Finance		Leadership		
District Name	Status/ Number of Months in Status *	Active Clubs	Clubs in Status Quo	Total Clubs	% Status Quo Clubs in Financial Suspension	New Clubs	Cancelled Clubs	YTD Net Club Gain/Loss	Current Members In Active Clubs	Current Members In Status Quo Clubs	Current Total Members Count	YTD Add	YTD Drop	YTD NetGrowth (includes Active and Status Quo)	YTD NetGrowth% (includes Active and Status Quo)	Member Count 12 Months Ago	Average Member Count Per Club	% of Clubs with less than 20 members	Average Cancelled Club Age	Members Lost Due to Cancelled Clubs	% of Clubs Reporting Service	% No MMR in 3 Months	% No Officer Report in 12 months	% of Clubs with balance 90+ days	Number of Zone Chairs Recorded	Number of Region Chairs Recorded	District Officers Vacancies **
36 O	T(24)	28	1	29	100%	0	2	-2	724	7	731	36	38	-2	-0.27%	758	26	48%	41	1	55%	48%	0%	21%	8	0	
36 R	T(24)	30	1	31	100%	0	0	0	666	13	679	30	22	8	1.19%	645	22	58%	0	0	52%	58%	0%	10%	8	0	1st VDG,2nd VDG
36 E	T(24)	29	0	29	0%	0	0	0	572	0	572	33	27	6	1.06%	571	20	66%	0	0	28%	48%	10%	3%	2	1	1st VDG,2nd VDG
36 G	T(24)	22	0	22	0%	0	2	-2	597	0	597	25	35	-10	-1.65%	655	27	45%	51	10	36%	64%	9%	9%	0	0	1st VDG,2nd VDG
		109	2	111	100%	0	4	-4	2559	20	2579	124	122	2	0.08%	2,629	24	55%	46	11	43%	54%	5%	11%	18	1	




District Health Assessment for Multiple District 49 through November 2025

		Clubs							Membership							Member Strength		Cancellation		Reports			Finance	Leadership			
District Name	Status/ Number of Months in Status *	Active Clubs	Clubs in Status Quo	Total Clubs	% Status Quo Clubs in Financial Suspension	New Clubs	Cancelled Clubs	YTD Net Club Gain/Loss	Current Members In Active Clubs	Current Members In Status Quo Clubs	Current Total Members Count	YTD Add	YTD Drop	YTD NetGrowth (includes Active and Status Quo)	YTD NetGrowth% (includes Active and Status Quo)	Member Count 12 Months Ago	Average Member Count Per Club	% of Clubs with less than 20 members	Average Cancelled Club Age	Members Lost Due to Cancelled Clubs	% of Clubs Reporting Service	% No MMR in 3 Months	% No Officer Report in 12 months	% of Clubs with balance 90+ days	Number of Zone Chairs Recorded	Number of Region Chairs Recorded	District Officers Vacancies **
49 A	T(24)	32	0	32	0%	0	0	0	1107	0	1107	88	89	-1	-0.09%	1,072	35	31%	0	0	72%	38%	0%	13%	6	0	GMT
49 B	T(24)	21	0	21	0%	0	0	0	627	0	627	22	30	-8	-1.26%	672	30	10%	0	0	57%	33%	0%	14%	6	0	2nd VDG
		53	0	53	0%	0	0	0	1734	0	1734	110	119	-9	-0.52%	1,744	33	23%	0	0	66%	36%	0%	13%	12	0	



District Health Assessment for District 50 through November 2025

		Clubs							Membership							Member Strength		Cancellation		Reports			Finance	Leadership			
District Name	Status/ Number of Months in Status *	Active Clubs	Clubs in Status Quo	Total Clubs	% Status Quo Clubs in Financial Suspension	New Clubs	Cancelled Clubs	YTD Net Club Gain/Loss	Current Members In Active Clubs	Current Members In Status Quo Clubs	Current Total Members Count	YTD Add	YTD Drop	YTD NetGrowth (includes Active and Status Quo)	YTD NetGrowth% (includes Active and Status Quo)	Member Count 12 Months Ago	Average Member Count Per Club	% of Clubs with less than 20 members	Average Cancelled Club Age	Members Lost Due to Cancelled Clubs	% of Clubs Reporting Service	% No MMR in 3 Months	% No Officer Report in 12 months	% of Clubs with balance 90+ days	Number of Zone Chairs Recorded	Number of Region Chairs Recorded	District Officers Vacancies **
50		56	2	58	100%	0	0	0	1476	33	1509	91	62	29	1.96%	1,384	26	34%	0	0	76%	43%	0%	21%	14	0	
		56	2	58	100%	0	0	0	1476	33	1509	91	62	29	1.96%	1,384	27	34%	0	0	76%	43%	0%	21%	14	0	

* - District Status: P - Provisional, T - Transitional.
** - District Officers Vacancies: DG - District Governor, 1st VDG - First Vice District Governor, 2nd VDG - Second Vice District Governor.